

F300-K0195-0000 Shift Sensor Update Kit

This kit includes the required sensors, connection cables and mounting hardware to update your intensifier pump from the 2 wire shift sensor to the 3 wire sensor.

Contents: (2) **F300-A0241-0000** Shift Sensor with seals and mounting screws.
(2) **F300-P0609-0000** Electric Shift Cable.

The shift sensors will mount to the intensifier assembly without any modifications, the only changes required will be to connect the new 3 wire cable to the control system. You will need some basic hand tools and a simple multi-meter to complete conversion.


Locating the connection points:

The existing 2 wire connection uses two of the three connection points needed for the new cable, one is +24 VDC and the other will be the input signal to the controller. With the sensor unplugged from the cable, access the connection points in the control panel and use the multi-meter to locate the +24VDC connection. Record the terminal numbers for both the +24VDC and signal input wires. Repeat this process for the other shift sensor. **DO NOT rely on wire color to locate the +24VDC and signal terminals, the 2 wire sensor is not polarized and the wires could be connected in either direction.**

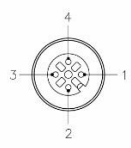
The third terminal required for the new switch is -24VDC, you should be able to trace the wire from the 24VDC power supply to the -24VDC terminal(s). Confirm the correct terminal with the multi-meter.

Connecting the new cable:

Use the drawing below to identify and connect the new cable to the correct terminals. Take care to connect the right and left signal leads to the corresponding cables/sensors.



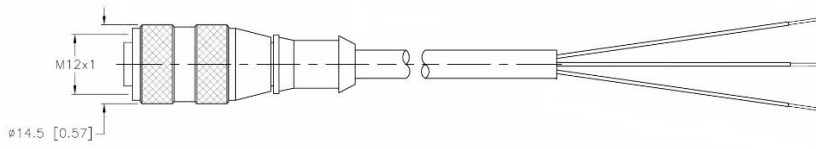
FEMALE END VIEW



1 = BROWN = 24V +
2 = N/C = NONE
3 = BLUE = SIGNAL OUTPUT
4 = BLACK = 24V -

Electric Shift Sensor Cable F300-P0609-0000

SPECIFICATIONS	
CONTACT CARRIER MATERIAL	PUR OR NYLON
MOLDED HEAD MATERIAL/COLOR	PUR/YELLOW
CONTACT MATERIAL/PLATING	BRASS/GOLD
COUPLING NUT MATERIAL/PLATING	BRASS/NICKEL
RATED CURRENT [A]	4.0 A
RATED VOLTAGE [V]	250 V
OUTER CABLE JACKET MATERIAL	PVC
CONDUCTOR INSULATION MATERIAL	PVC
NUMBER OF CONDUCTORS [AWG]	3x20 AWG
TEMPERATURE RANGE	-40°C to +105°C (-40°F to +221°F)
PROTECTION CLASS	MEETS NEMA 1,3,4,6P AND IEC IP68



Brown Wire 24VDC +
 Black Wire 24VDC -
 Blue Wire: Signal to Control